



Republic of the Philippines  
**Department of Education**  
REGION VIII - EASTERN VISAYAS

January 4, 2021


**REGIONAL MEMORANDUM**

No. **003**, s. 2021

**DISSEMINATION OF MEMORANDUM OUF-2020-0697  
(ADVISORY ON THE P1.19B REALIGNED FUNDS UNDER BAYANIHAN TO  
RECOVER AS ONE ACT (BAYANIHAN 2))**

To: Schools Division Superintendents  
All Others Concerned

- Attached is a **Memorandum OUF-2020-0697** from the office of **Undersecretary Annalyn M. Sevilla**, dated **December 22, 2020**, entitled **ADVISORY ON THE P1.19B REALIGNED FUNDS UNDER BAYANIHAN TO RECOVER AS ONE ACT (BAYANIHAN 2)** for information and guidance of all concerned.
- Immediate dissemination of and strict compliance with this Memorandum are desired.

  
**RAMIR B. UYTICO EdD, CESO IV**  
Director IV

Enclosures: Memorandum OUF-2020-0697 dated December 22, 2020

References:

To be indicated in the Perpetual Index under the following subjects:

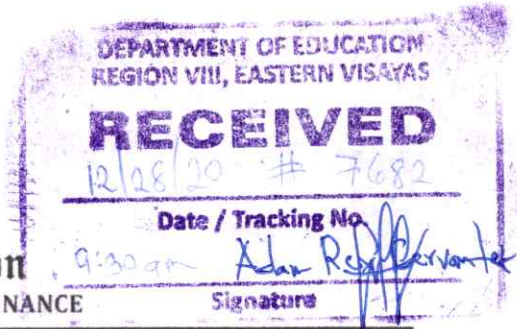
BAYANIHAN 2  
FUNDS  
REALIGNED FUNDS

FD-MDT






Republic of the Philippines  
**Department of Education**  
 OFFICE OF THE UNDERSECRETARY FOR FINANCE




MEMORANDUM  
 OUF-2020-0697



TO : ALL REGIONAL DIRECTORS  
 HEADS OF FINANCE UNITS IN THE CENTRAL OFFICE  
 ALL REGIONAL FINANCE OFFICERS  
 ALL OTHERS CONCERNED

FROM :  ANNALYN M. SEVILLA  
 Undersecretary

  
 RAMON FIEL G. ABCEDE  
 Assistant Secretary



SUBJECT : ADVISORY ON THE P1.19B REALIGNED FUNDS UNDER BAYANIHAN TO RECOVER AS ONE ACT (BAYANIHAN 2)

DATE : December 22, 2020

This refers to the One Billion One Hundred Ninety Four Million Sixty Six Thousand Pesos (P1,194,066,000.00) realigned Programs, Activities and Projects (P/A/Ps) under the Maintenance and Other Operating Expenses (MOOE) with Three Hundred Thirty Six Million Pesos (P336,000,000.00) under the General Management and Supervision (GMS) and Eight Hundred Fifty Eight Million Sixty Six Thousand Pesos (P858,066,000.00) under Support to Schools Operations.

The P1.19B will be allocated as additional funding for MOOE to cover the implementation of DepEd Memorandum No. 39, s. 2020<sup>1</sup>, and DepEd Order Nos. 11<sup>2</sup>, 14<sup>3</sup> and 38<sup>4</sup>, s. 2020, and all other policies with MOOE as source of fund including supplemental MOOE for the disaster-stricken areas caused by Typhoons Rolly and Ulysses, as follows:

1. A total of Two Million Pesos (P2M) will be allocated to each Regional Office, and One Million Pesos (P1M) to all Schools Division Offices (SDOs);
2. An additional Ten Million Pesos (P10M) will be given to the regions namely Region II, III, IV-A, IV-B, V, CAR, and NCR that sustained damages from the typhoon with the exception of Region I and VIII that will only be given One Million Pesos (P1M);

<sup>1</sup> Authorizing the Use of Regular Allocations for Maintenance and other Operating Expenses and/or Local Funds to Implement Measures in Preparing and Responding to the COVID-19 Threats issued on March 12, 2020

<sup>2</sup> Revised Guidelines on Alternative Work Arrangements in the Department of Education During the Period of State of National Emergency Due to COVID-19 Pandemic issued on June 15, 2020

<sup>3</sup> Guidelines on the Required Health Standards in Basic Education Offices and Schools issued on June 25, 2020

<sup>4</sup> Guidelines Authorizing Payment of Communication Expenses of the Department of Education Personnel Relative to the Implementation of Alternative Work Arrangement for the Year 2020 issued on November 20, 2020

ARD 9/24/21  
 12-28-21



Republic of the Philippines  
**Department of Education**  
OFFICE OF THE UNDERSECRETARY FOR FINANCE

---

If necessary, this is to authorize the SDOs to procure for schools that may require supplies and materials, as approved by the Regional Director.

Thank you.

AS

*Annex A - Breakdown of Additional Funding for Regional Offices*

*Annex B - Breakdown of Additional Funding for Schools Division Offices*

*Annex C - Breakdown of Additional Funding to Elementary, Junior and Senior High Schools*



ADDITIONAL FUNDING FOR MOOE TO DIVISION OFFICES  
FY 2020 GAS MOOE CURRENT

Regional Office	General Management & Supervision		
	TOTAL	Fixed Allocation of P2M	Additional allocation for regions with sustained typhoon damages
Cordillera Administrative Region (CAR)	12,000,000	2,000,000	10,000,000
National Capital Region (NCR)	12,000,000	2,000,000	10,000,000
Region I - Ilocos	3,000,000	2,000,000	1,000,000
Region II - Cagayan Valley	12,000,000	2,000,000	10,000,000
Region III - Central Luzon	12,000,000	2,000,000	10,000,000
Region IVA - CALABARZON	12,000,000	2,000,000	10,000,000
Region IVB - MIMAROPA	12,000,000	2,000,000	10,000,000
Region IX - Zamboanga Peninsula	2,000,000	2,000,000	
Region V - Bicol	12,000,000	2,000,000	10,000,000
Region VI - Western Visayas	2,000,000	2,000,000	
Region VII - Central Visayas	2,000,000	2,000,000	
Region VIII - Eastern Visayas	3,000,000	2,000,000	1,000,000
Region X - Northern Mindanao	2,000,000	2,000,000	
Region XI - Davao	2,000,000	2,000,000	
Region XII - SOCCSKSARGEN	2,000,000	2,000,000	
Region XIII - CARAGA	2,000,000	2,000,000	
<b>TOTAL</b>	<b>104,000,000</b>	<b>32,000,000</b>	<b>72,000,000</b>

**ADDITIONAL FUNDING FOR MOOE TO DIVISION OFFICES  
FY 2020 GAS MOOE CURRENT**

Region	School Division Office	General Management & Supervision
Region VII - Central Visayas	Division of Carcar City	1,000,000
Region VII - Central Visayas	Division of Cebu City	1,000,000
Region VII - Central Visayas	Division of Cebu Province	1,000,000
Region VII - Central Visayas	Division of Danao City	1,000,000
Region VII - Central Visayas	Division of Dumaguete City	1,000,000
Region VII - Central Visayas	Division of Guihulngan City	1,000,000
Region VII - Central Visayas	Division of Lapu-lapu City	1,000,000
Region VII - Central Visayas	Division of Mandaue City	1,000,000
Region VII - Central Visayas	Division of Naga City	1,000,000
Region VII - Central Visayas	Division of Negros Oriental	1,000,000
Region VII - Central Visayas	Division of Siquijor	1,000,000
Region VII - Central Visayas	Division of Tagbilaran City	1,000,000
Region VII - Central Visayas	Division of Talisay City	1,000,000
Region VII - Central Visayas	Division of Tanjay City	1,000,000
Region VII - Central Visayas	Division of Toledo City	1,000,000
Region VIII - Eastern Visayas	Division of Baybay City	1,000,000
Region VIII - Eastern Visayas	Division of Biliran	1,000,000
Region VIII - Eastern Visayas	Division of Borongan City	1,000,000
Region VIII - Eastern Visayas	Division of Calbayog City	1,000,000
Region VIII - Eastern Visayas	Division of Catbalogan City	1,000,000
Region VIII - Eastern Visayas	Division of Eastern Samar	1,000,000
Region VIII - Eastern Visayas	Division of Leyte	1,000,000
Region VIII - Eastern Visayas	Division of Maasin City	1,000,000
Region VIII - Eastern Visayas	Division of Northern Samar	1,000,000
Region VIII - Eastern Visayas	Division of Ormoc City	1,000,000
Region VIII - Eastern Visayas	Division of Samar	1,000,000
Region VIII - Eastern Visayas	Division of Southern Leyte	1,000,000
Region VIII - Eastern Visayas	Division of Tacloban City	1,000,000
Region IX - Zamboanga Peninsula	Division of Dapitan City	1,000,000
Region IX - Zamboanga Peninsula	Division of Dipolog City	1,000,000
Region IX - Zamboanga Peninsula	Division of Isabela City	1,000,000
Region IX - Zamboanga Peninsula	Division of Pagadian City	1,000,000
Region IX - Zamboanga Peninsula	Division of Zamboanga City	1,000,000
Region IX - Zamboanga Peninsula	Division of Zamboanga del Norte	1,000,000
Region IX - Zamboanga Peninsula	Division of Zamboanga del Sur	1,000,000
Region IX - Zamboanga Peninsula	Division of Zamboanga Sibugay	1,000,000
Region X - Northern Mindanao	Division of Bukidnon	1,000,000
Region X - Northern Mindanao	Division of Cagayan de Oro City	1,000,000
Region X - Northern Mindanao	Division of Camiguin	1,000,000
Region X - Northern Mindanao	Division of El Salvador City	1,000,000
Region X - Northern Mindanao	Division of Gingoog City	1,000,000
Region X - Northern Mindanao	Division of Iligan City	1,000,000
Region X - Northern Mindanao	Division of Lanao del Norte	1,000,000
Region X - Northern Mindanao	Division of Malaybalay City	1,000,000



ANNEX "C"

ADDITIONAL MOOE TO ELEMENTARY, JUNIOR HIGH SCHOOLS AND SENIOR HIGH SCHOOLS  
SUPPORT TO SCHOOLS OPERATIONS

Region	School Division Office	DISTRIBUTION BY LEVEL (Rounded)				TOTAL
		55%		35%	10%	
		ES (2019)	ES (2020)	JHS (2020)	SHS (2019)	
Region VI - Western Visayas	Division of Sagay City	591,000		376,000	108,000	1,075,000
Region VI - Western Visayas	Division of San Carlos City	454,000		289,000	83,000	826,000
Region VI - Western Visayas	Division of Silay City	416,000		265,000	76,000	757,000
Region VI - Western Visayas	Division of Sipalay City	366,000		233,000	66,000	665,000
Region VII - Central Visayas	Division of Bais City	317,000		202,000	58,000	577,000
Region VII - Central Visayas	Division of Bayawan City	608,000		387,000	110,000	1,105,000
Region VII - Central Visayas	Division of Bogo City	248,000		158,000	44,000	450,000
Region VII - Central Visayas	Division of Bohol	4,500,000		2,864,000	818,000	8,182,000
Region VII - Central Visayas	Division of Carcar City	420,000		267,000	76,000	763,000
Region VII - Central Visayas	Division of Cebu City	7,785,000		4,954,000	1,415,000	14,154,000
Region VII - Central Visayas	Division of Cebu Province	2,473,000		1,574,000	450,000	4,497,000
Region VII - Central Visayas	Division of Danao City	440,000		280,000	80,000	800,000
Region VII - Central Visayas	Division of Dumaguete City	489,000		311,000	89,000	889,000
Region VII - Central Visayas	Division of Guihulngan City	346,000		220,000	63,000	629,000
Region VII - Central Visayas	Division of Lapu-lapu City	497,000		316,000	91,000	904,000
Region VII - Central Visayas	Division of Mandaue City	1,265,000		805,000	230,000	2,300,000
Region VII - Central Visayas	Division of Naga City	870,000		553,000	158,000	1,581,000
Region VII - Central Visayas	Division of Negros Oriental	2,886,000		1,837,000	525,000	5,248,000
Region VII - Central Visayas	Division of Siquijor	363,000		231,000	66,000	660,000
Region VII - Central Visayas	Division of Tagbilaran City	351,000		224,000	64,000	639,000
Region VII - Central Visayas	Division of Talisay City	793,000		504,000	144,000	1,441,000
Region VII - Central Visayas	Division of Tanjay City	345,000		219,000	63,000	627,000
Region VII - Central Visayas	Division of Toledo City	652,000		415,000	119,000	1,186,000
Region VIII - Eastern Visayas	Division of Baybay City	425,000		270,000	77,000	772,000
Region VIII - Eastern Visayas	Division of Biliran	747,000		476,000	136,000	1,359,000
Region VIII - Eastern Visayas	Division of Borongan City	299,000		190,000	55,000	544,000
Region VIII - Eastern Visayas	Division of Calbayog City	724,000		461,000	132,000	1,317,000
Region VIII - Eastern Visayas	Division of Catbalogan City	463,000		294,000	84,000	841,000
Region VIII - Eastern Visayas	Division of Eastern Samar	1,585,000		1,009,000	288,000	2,882,000
Region VIII - Eastern Visayas	Division of Leyte	5,493,000		3,496,000	999,000	9,988,000
Region VIII - Eastern Visayas	Division of Maasin City	246,000		156,000	45,000	447,000

AS



## ANNEX "C"

ADDITIONAL MOOE TO ELEMENTARY, JUNIOR HIGH SCHOOLS AND SENIOR HIGH SCHOOLS  
SUPPORT TO SCHOOLS OPERATIONS

Region	School Division Office	DISTRIBUTION BY LEVEL (Rounded)					
		ES (2019)	ES (2020)	JHS (2020)	SHS (2019)	TOTAL	
Region VIII - Eastern Visayas	Division of Northern Samar	2,639,000		1,679,000	480,000	4,798,000	
Region VIII - Eastern Visayas	Division of Ormoc City	791,000		503,000	144,000	1,438,000	
Region VIII - Eastern Visayas	Division of Samar	2,152,000		1,369,000	391,000	3,912,000	
Region VIII - Eastern Visayas	Division of Southern Leyte	1,241,000		790,000	225,000	2,256,000	
Region VIII - Eastern Visayas	Division of Tacloban City	988,000		629,000	179,000	1,796,000	
Region IX - Zamboanga Peninsula	Division of Dapitan City	359,000		228,000	65,000	652,000	
Region IX - Zamboanga Peninsula	Division of Dipolog City	523,000		333,000	95,000	951,000	
Region IX - Zamboanga Peninsula	Division of Isabela City	705,000		449,000	128,000	1,282,000	
Region IX - Zamboanga Peninsula	Division of Pagadian City	672,000		428,000	122,000	1,222,000	
Region IX - Zamboanga Peninsula	Division of Zamboanga City		3,203,000	2,038,000	583,000	5,824,000	
Region IX - Zamboanga Peninsula	Division of Zamboanga del Norte		3,446,000	2,193,000	626,000	6,265,000	
Region IX - Zamboanga Peninsula	Division of Zamboanga del Sur		3,089,000	1,966,000	561,000	5,616,000	
Region IX - Zamboanga Peninsula	Division of Zamboanga Sibugay		2,460,000	1,566,000	447,000	4,473,000	
Region X - Northern Mindanao	Division of Bukidnon		3,834,000	2,440,000	696,000	6,970,000	
Region X - Northern Mindanao	Division of Cagayan de Oro City		1,756,000	1,117,000	319,000	3,192,000	
Region X - Northern Mindanao	Division of Camiguin		378,000	241,000	69,000	688,000	
Region X - Northern Mindanao	Division of El Salvador City		193,000	123,000	34,000	350,000	
Region X - Northern Mindanao	Division of Gingoog City		523,000	333,000	95,000	951,000	
Region X - Northern Mindanao	Division of Iligan City		1,032,000	657,000	187,000	1,876,000	
Region X - Northern Mindanao	Division of Lanao del Norte		2,021,000	1,286,000	367,000	3,674,000	
Region X - Northern Mindanao	Division of Malaybalay City		732,000	466,000	132,000	1,330,000	
Region X - Northern Mindanao	Division of Misamis Occidental		967,000	615,000	176,000	1,758,000	
Region X - Northern Mindanao	Division of Misamis Oriental		2,698,000	1,717,000	490,000	4,905,000	
Region X - Northern Mindanao	Division of Oroquieta City		273,000	174,000	50,000	497,000	
Region X - Northern Mindanao	Division of Ozamiz City		452,000	288,000	82,000	822,000	
Region X - Northern Mindanao	Division of Tangub City		266,000	169,000	48,000	483,000	
Region X - Northern Mindanao	Division of Valencia City		688,000	438,000	125,000	1,251,000	
Region XI - Davao	Division of Compostela Valley		2,571,000	1,636,000	468,000	4,675,000	
Region XI - Davao	Division of Davao City		4,711,000	2,998,000	857,000	8,566,000	
Region XI - Davao	Division of Davao del Norte		1,613,000	1,027,000	293,000	2,933,000	
Region XI - Davao	Division of Davao del Sur		1,436,000	914,000	261,000	2,611,000	